

DIMENSIONS AND WEIGHTS

Model No.	FIG	HP	MOTOR SIZE	DISCH. SIZE	DIMENSION IN INCHES					APPROX SHIP WT.
					A	B	D	E	E	
QF-270-1A	A	20	6"	6" NPT	53.1	27.5	25.6	5.4	8.3	219
QF-270-1	A	30	6"	6" NPT	57.6	32.0	25.6	5.4	8.3	241
QF-270-2AA*	A	40	6"	6" NPT	66.2	34.4	31.8	5.4	8.3	320
QF-270-2A*	A	50	6"	6" NPT	87.5	55.7	31.8	5.4	8.3	402
QF-270-2*	A	50	6"	6" NPT	87.5	55.7	31.8	5.4	8.3	402
QF-270-3AA*	A	60	6"	6" NPT	99.6	61.7	37.9	5.4	8.3	448
QF-270-2AA*	A	40	8"	6" NPT	66.2	34.4	31.8	7.5	8.6	459
QF-270-2A*	A	50	8"	6" NPT	87.5	55.7	31.8	7.5	8.6	499
QF-270-2*	A	50	8"	6" NPT	87.5	55.7	31.8	7.5	8.6	499
QF-270-3AA*	A	60	8"	6" NPT	99.6	61.7	37.9	7.5	8.6	477
QF-270-3A	A	75	8"	6" NPT	85.3	47.4	37.9	7.5	8.6	547
QF-270-3	A	75	8"	6" NPT	85.3	47.4	37.9	7.5	8.6	547
QF-270-4AA	A	100	8"	6" NPT	98.9	54.9	44.0	7.5	8.6	635
QF-270-4A	A	100	8"	6" NPT	98.9	54.9	44.0	7.5	8.6	635
QF-270-4	A	100	8"	6" NPT	98.9	54.9	44.0	7.5	8.6	635
QF-270-5AA	A	125	8"	6" NPT	118.9	68.8	50.1	7.5	8.6	837
QF-270-5A	A	125	8"	6" NPT	118.9	68.8	50.1	7.7	8.6	837
QF-270-5	A	125	8"	6" NPT	118.9	68.8	50.1	7.7	8.6	837

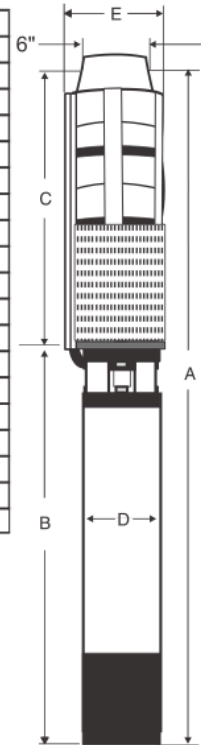


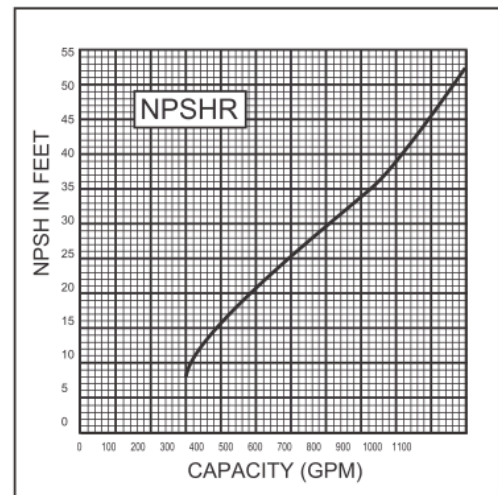
Fig. A

NOTES: All models suitable for use in 10" wells, unless equipped with 10" motor.
Weights include pump end with motor in lbs.
* Alternate motor sizes available.

MATERIALS OF CONSTRUCTION

MATERIALS OF CONSTRUCTION	
COMPONENT	CYLINDRICAL SHAFT (2-18 Stgs.)
Valve Housing	304 Stainless Steel
Check Valve	304 Stainless Steel
Diffuser Chamber	304 Stainless Steel
Split Cone Nut	304 Stainless Steel
Split Cone	304 Stainless Steel
Impeller	304 Stainless Steel
Suction Inerconnector	304 Stainless Steel
Inlet Screen	304 Stainless Steel
Straps	304 Stainless Steel
Cable Guard	304 Stainless Steel
Coupling	304 Stainless Steel
Pump Shaft	Duplex Stainless Steel
Intermediate Bearings	NBR
Impeller Seal Ring	NBR /PPS
Top Bearing	NBR /304 Stainless Steel 304
Upthrust stop Ring	Carbon/Graphite HY 22
O-Ring	NBR
Valve Seat	304 Stainless Steel
Lower Valve Seat Retainer	304 Stainless Steel
Upper Valve Seat Retainer	304 Stainless Steel
Valve Guide	304 Stainless Steel
Valve Cup Spring	304 Stainless Steel

NOTES : Specifications are subject to change without notice.



800 GPM

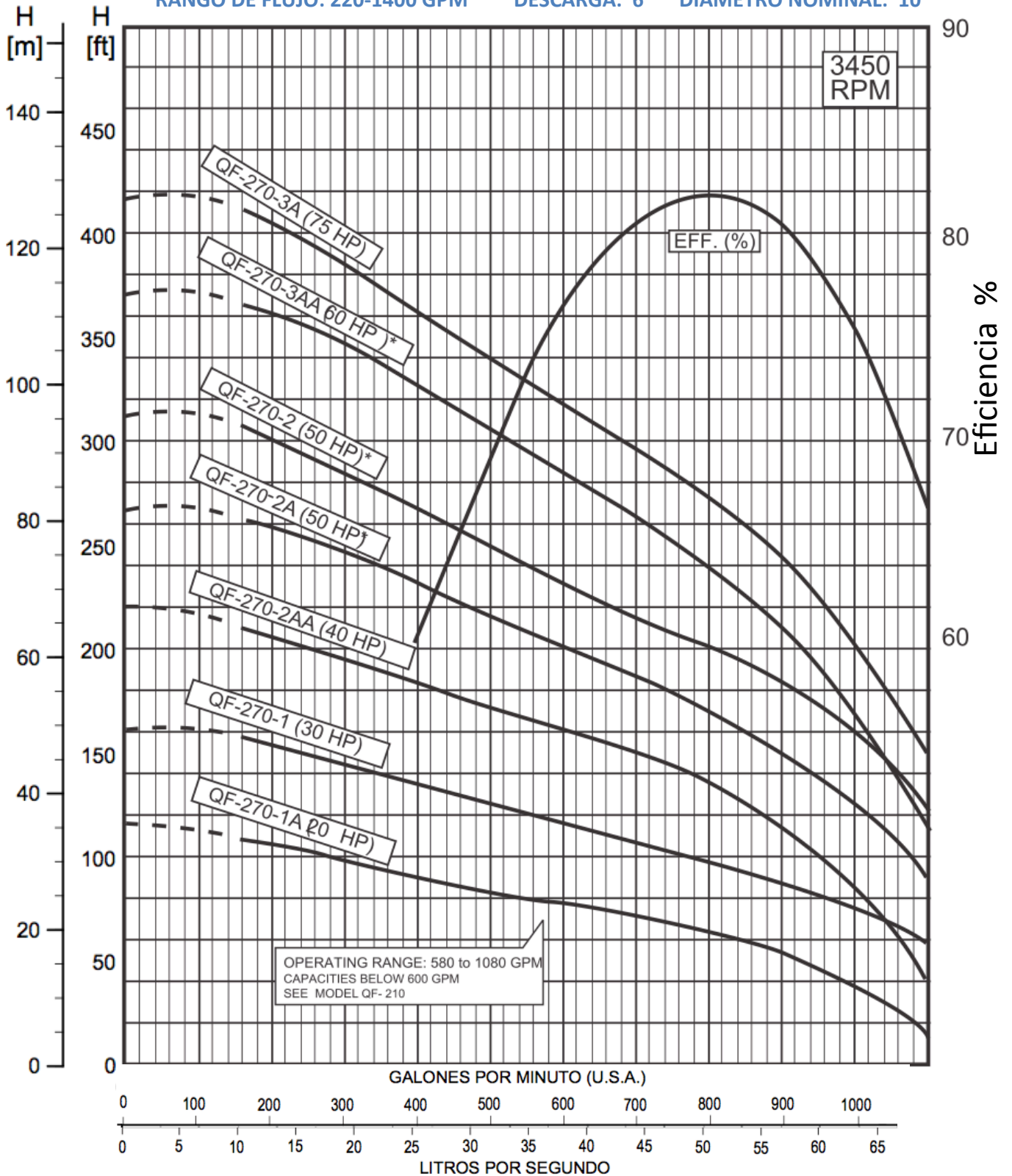
50 LPS

Modelo: QF 270

RANGO DE FLUJO: 220-1400 GPM

DESCARGA: 6"

DIÁMETRO NOMINAL: 10"



RANGO DE FLUJO: 220-1400 GPM

DESCARGA: 6"

DIÁMETRO NOMINAL: 10"

